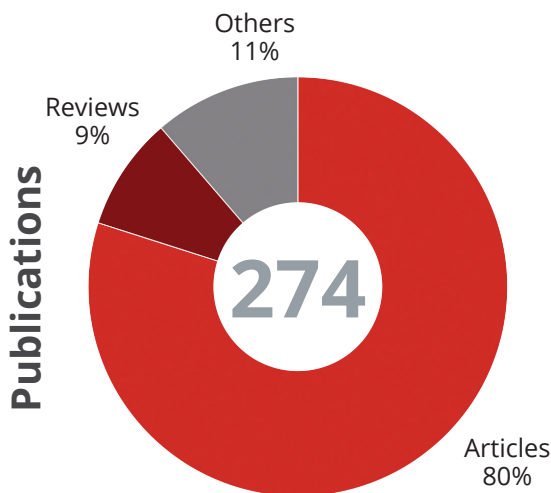


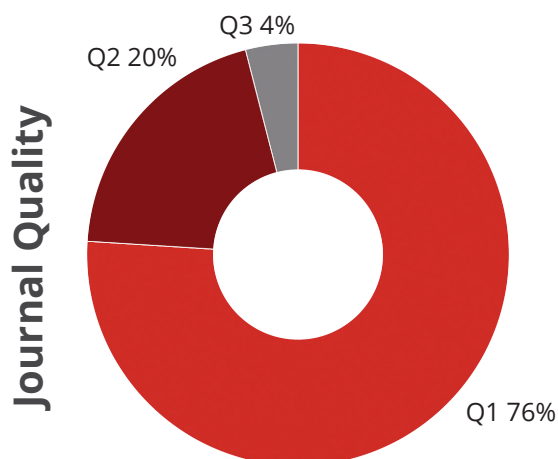
6. Facts and figures

SCIENTIFIC PUBLICATIONS*



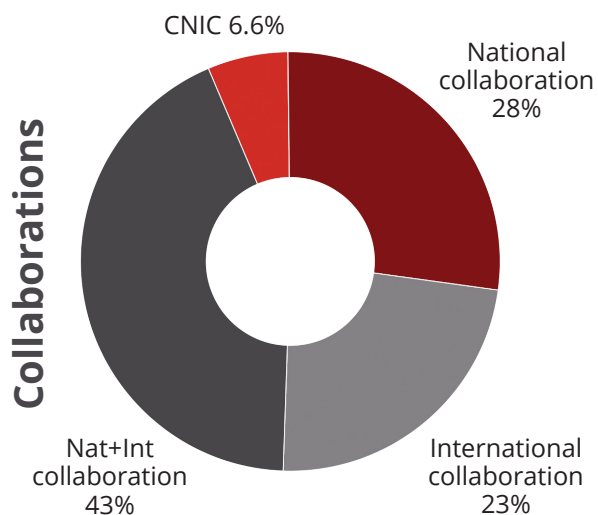
54% CNIC-LED PUBLICATIONS

37% GOLDEN OPEN ACCESS PUBLICATIONS



76 PUBLICATIONS IN TOP JOURNALS (IF>10)

87 PUBLICATIONS IN JOURNALS IN JCR TOP 5
(The five journals with highest IF of their category)



53% COLLABORATION WITH HOSPITALS

85% COLLABORATION WITH UNIVERSITIES

* Complete publication list at 31/12/2017
(<https://www.cnic.es/en/investigacion/publicaciones/resultados?y=2017>)

COMPETITIVE FUNDING AND PATENTS*

New grants

NATIONAL

55 GRANTS

€ 4 728 100

INTERNATIONAL

12 GRANTS

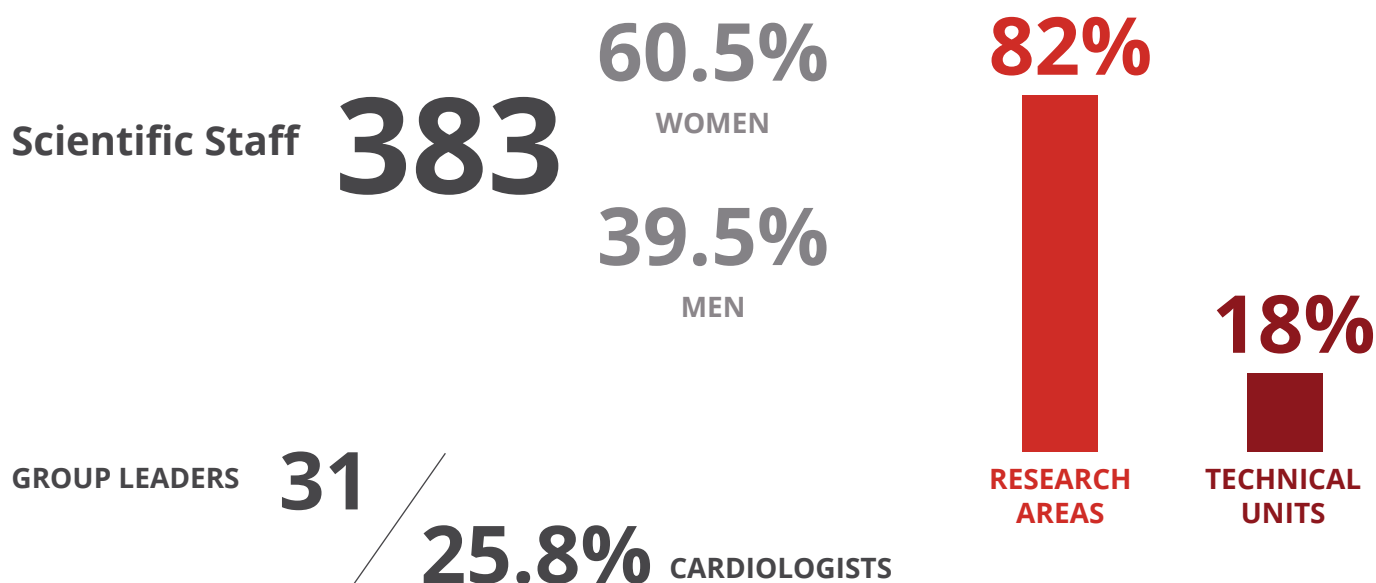
€ 4 749 008

Patents

7 PATENT APPLICATIONS

2 NEW PRIVATE-PUBLIC COLLABORATION AGREEMENTS WITH INDUSTRY

HUMAN RESOURCES*



14.5% OF THE SCIENTIFIC STAFF ARE FROM OUTSIDE SPAIN
(22 countries, with the highest numbers of staff coming from Italy, Greece, and Portugal)

8.6% OF VISITING SCIENTISTS COME FROM OUTSIDE SPAIN
(7 countries, including Switzerland, Italy, USA and the Netherlands)

* All data from 31/12/2017